



## Pure Music configuration for use with the Naim DAC-V1



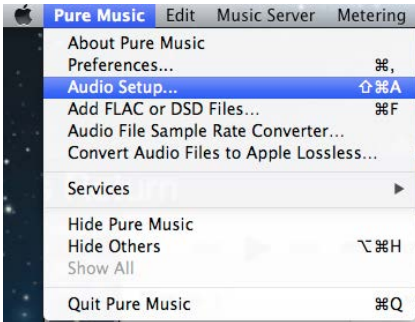
### Pure Music

Pure Music is a licensed plugin for OSX iTunes which supports bit perfect playback of audio files (including high sample rate and 24 bit files) when used with an appropriate audio playback device. As such it is an ideal application to use with the Naim DAC-V1.

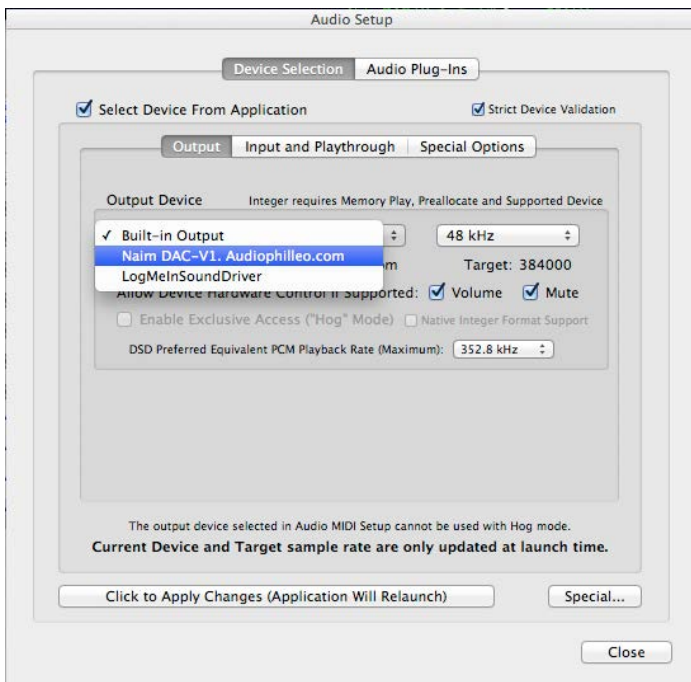
Pure Music is a paid-for product but does allow a limited period of license-free evaluation. Naim Audio Ltd have no affiliation or connection with the authors of Pure Music and these instructions do not comprise any specific recommendation for the use of Pure Music with Naim products.

The instructions here are provided simply to assist customers to obtain the performance from their Naim product that they would expect.

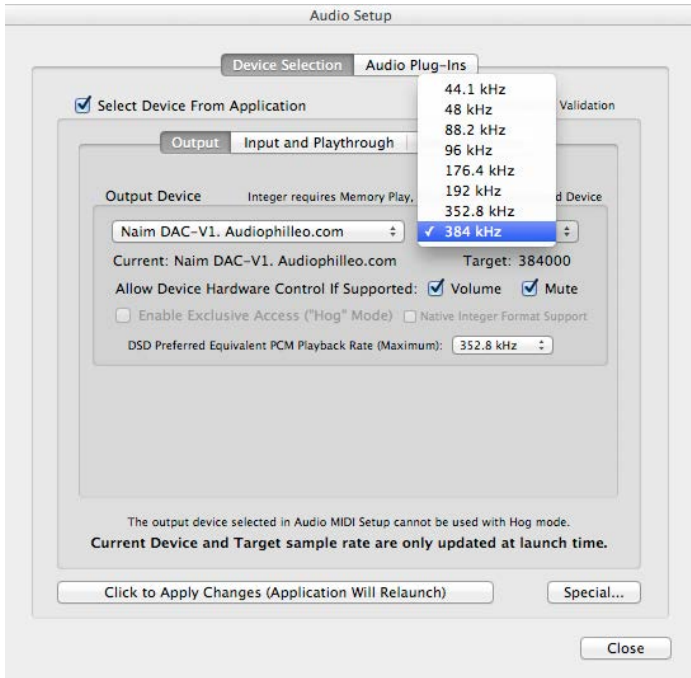
To use Pure Music with the Naim DAC-V1 you will need to install Pure Music and configure it appropriately. The required procedure and settings are given in this document.



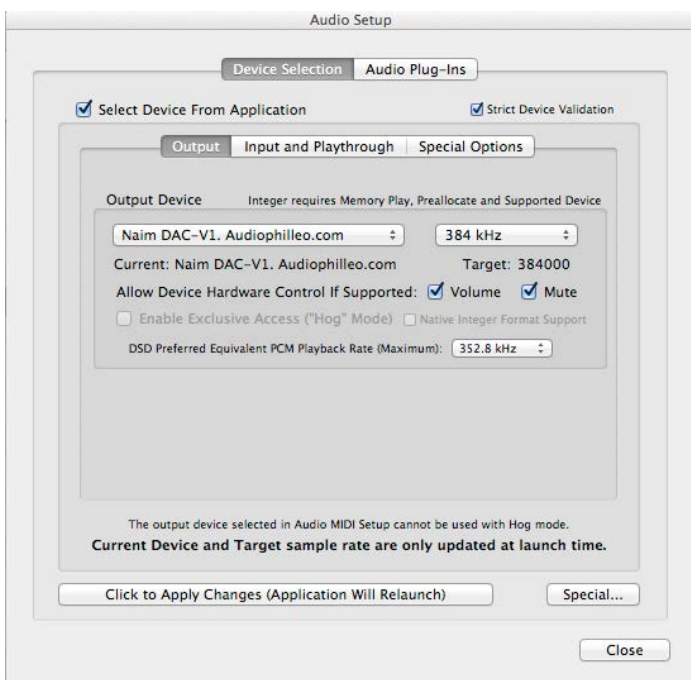
Once Pure Music is installed then we need to configure it accordingly for use with the DAC-V1. With the Pure Music application active, select the “Audio Setup” entry from the “Pure Music” tab.



From the “Audio Setup” dialogue choose the “Device Selection” and “Output” tab and select the DAC-V1 as the output device.



Followed by setting the sample rate of 384kHz.



#### IMPORTANT NOTE:

Please be aware that as of Feb 2013 the current version of Pure Music (v1.89b) adjusts the system volume setting to that of iTunes at the end of each track – therefore if you leave the “Allow Device Hardware Control If Supported” options for “Volume” and “Mute” and have “PC Volume” enabled on the DAC-V1 then the analogue output of your DAC-V1 will be changed at the end of each track to that of your iTunes app which is likely to be 100% - be very aware of this!